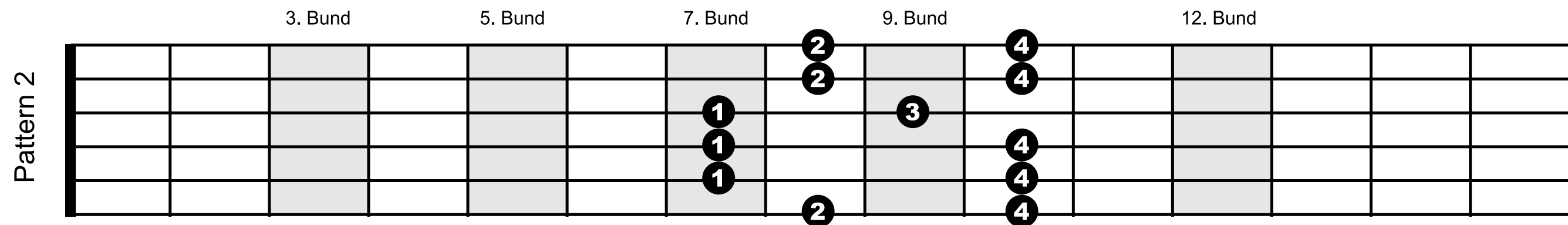
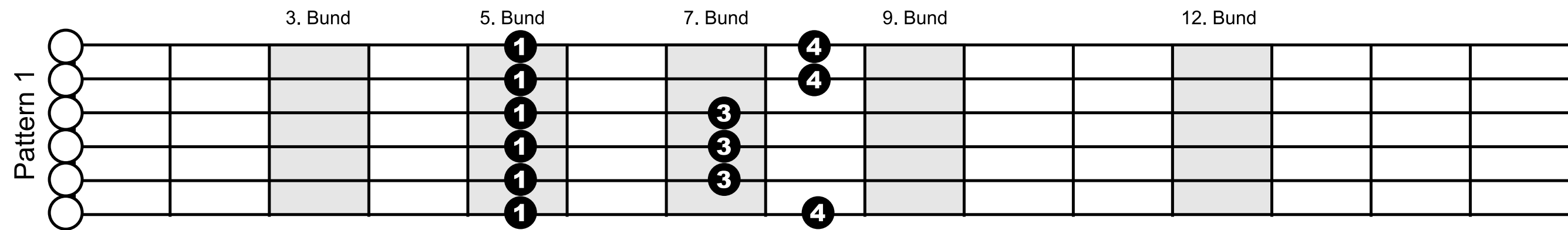


Pentatonik für Gitarristen

Probelektion E-Gitarren Masterkurs

A Moll Pentatonik



Pentatonik für Gitarristen

Probelektion E-Gitarren Masterkurs

3. Bund 5. Bund 7. Bund 9. Bund 12. Bund

Pattern 3

3. Bund 5. Bund 7. Bund 9. Bund 12. Bund

Pattern 4

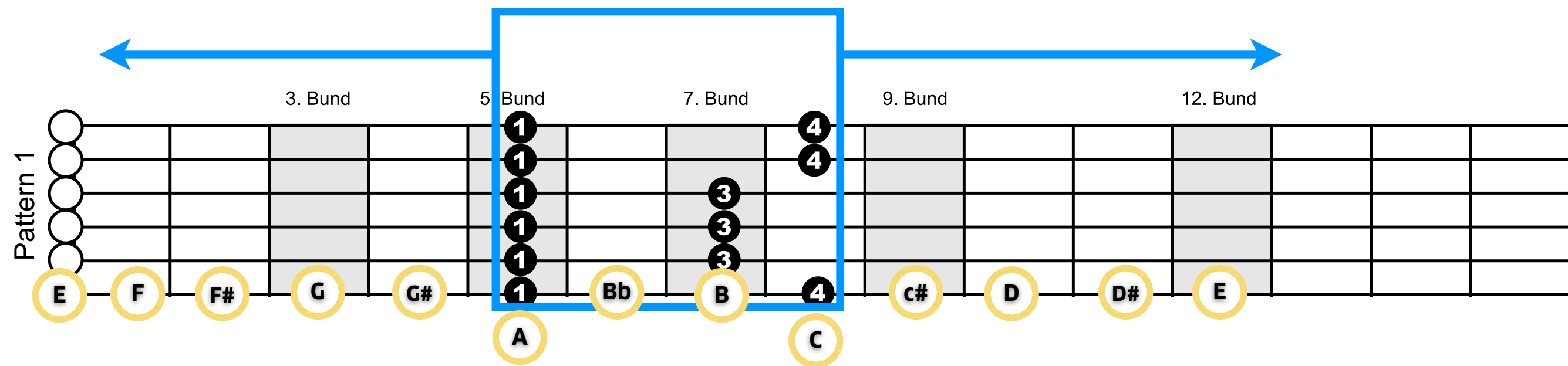
3. Bund 5. Bund 7. Bund 9. Bund 12. Bund

Pattern 5

Pentatonik für Gitarristen

Probelektion E-Gitarren Masterkurs


Die Pentatonik in andere Tonarten transponieren:



Pentatonik für Gitarristen

Probelektion E-Gitarren Masterkurs

Pentatonik Übungen in Dreiergruppen



The image shows two musical exercises for guitar, each consisting of a treble clef staff, a guitar staff with tablature, and a bass staff with tablature. The exercises are in 4/4 time and focus on pentatonic scales in triplets.

Exercise 1:

- Treble Clef:** A sequence of eighth notes in a pentatonic scale, starting on the 5th fret and moving up to the 8th fret.
- Guitar Staff:** Tablature for the first six strings, showing fret numbers.
- Bass Staff:** Tablature for the bottom three strings (5, 4, 3). The first measure contains two shaded boxes around the notes 5-8-5 and 8-5-7, indicating triplet patterns.

Exercise 2:

- Treble Clef:** A sequence of eighth notes in a pentatonic scale, starting on the 8th fret and moving up to the 5th fret.
- Guitar Staff:** Tablature for the first six strings, showing fret numbers.
- Bass Staff:** Tablature for the bottom three strings (8, 5, 7), showing fret numbers.

